

Find data for this place

Hover for margins of error and contextual data.

Demographics

† Margin of error is at least 10 percent of the total value. Take care with this statistic.

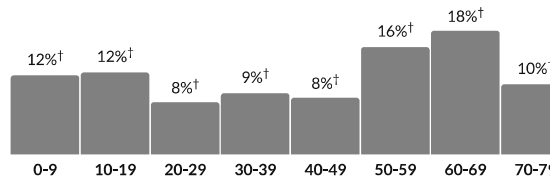
Age

50.7

Median age

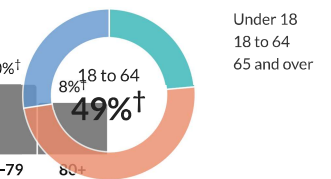
about 1.4 times the figure in Atlantic City: 37.6
about 20 percent higher than the figure in Atlantic County: 42

Population by age range



Show data / Embed

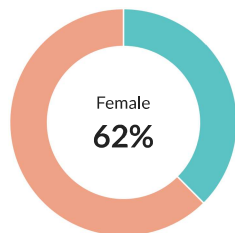
Population by age category



Show data / Embed

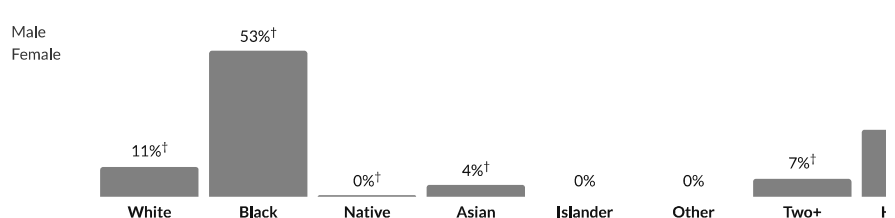
† Margin of error is at least 10 percent of the total value. Take care with this statistic.

Sex



Show data / Embed

Race & Ethnicity



* Hispanic includes respondents of any race. Other categories are non-Hispanic.

Show data / Embed

Economics

† Margin of error is at least 10 percent of the total

Income

\$17,572

\$20,347

Household income

82%†

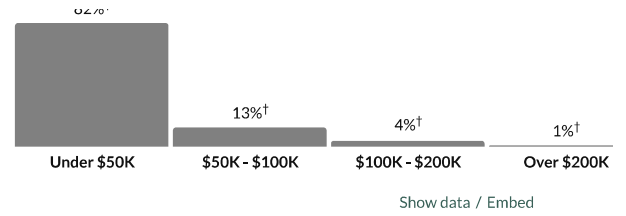
value. Take care with this statistic.

Per capita income

about 80 percent of the amount in Atlantic City: \$21,048
 about half the amount in Atlantic County: \$36,143

Median household income

about two-thirds of the amount in Atlantic City: \$29,773
 about one-third of the amount in Atlantic County: \$66,473



† Margin of error is at least 10 percent of the total value. Take care with this statistic.

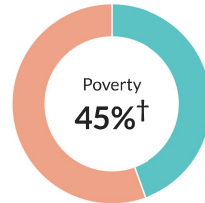
Poverty

38.7%

Persons below poverty line

a little higher than the rate in Atlantic City: 37%†
 more than double the rate in Atlantic County: 14%

Children (Under 18)



Seniors (65 and over)



† Margin of error is at least 10 percent of the total value. Take care with this statistic.

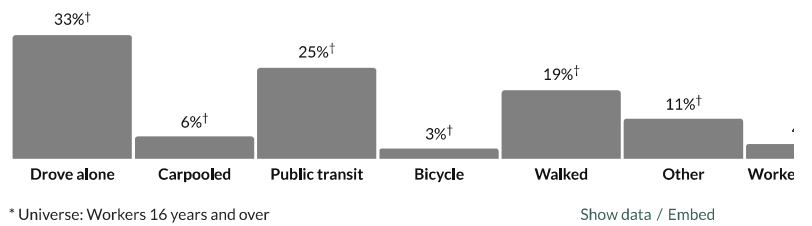
Transportation to work

15.5 minutes

Mean travel time to work

about two-thirds of the figure in Atlantic City: 22.9
 about three-fifths of the figure in Atlantic County: 25.2

Means of transportation to work



Families

† Margin of error is at least 10 percent of the total value. Take care with this statistic.

Households

2,171

Number of households

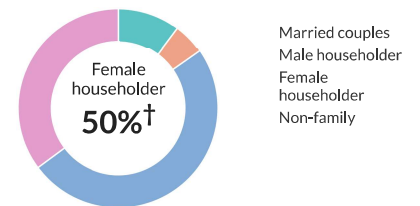
Atlantic City: 16,170
 Atlantic County: 105,277

1.8

Persons per household

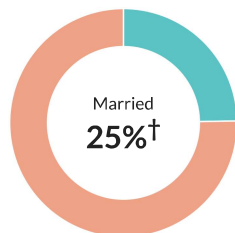
about 80 percent of the figure in Atlantic City: 2.3
 about three-quarters of the figure in Atlantic County: 2.6

Population by household type



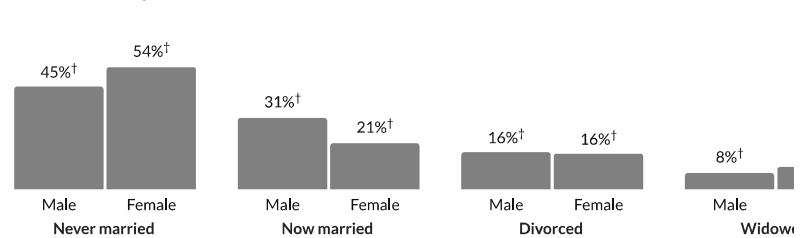
† Margin of error is at least 10 percent of the total value. Take care with this statistic.

Marital status



* Universe: Population 15 years and over

Marital status, by sex



† Margin of error is at least 10 percent of the total value. Take care with this statistic.

Fertility

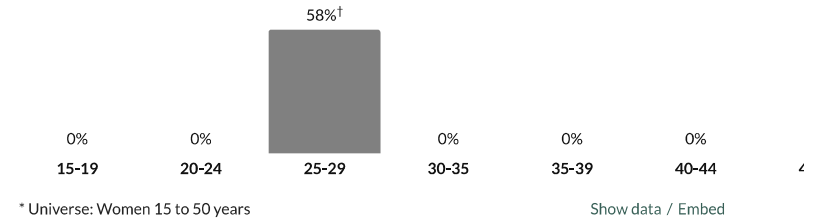
9.4%

Women 15-50 who gave birth during past year

about 25 percent higher than the rate in Atlantic City: 7.8% †

about 1.5 times the rate in Atlantic County: 5.9% †

Women who gave birth during past year, by age group



Housing

Units & Occupancy

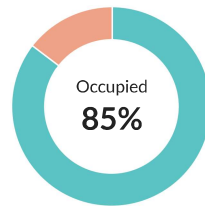
2,542

Number of housing units

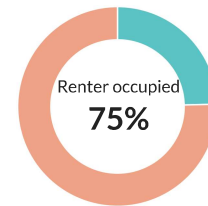
Atlantic City: 20,725

Atlantic County: 131,505

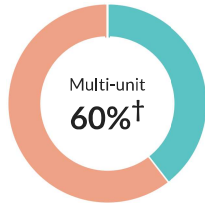
Occupied vs. Vacant



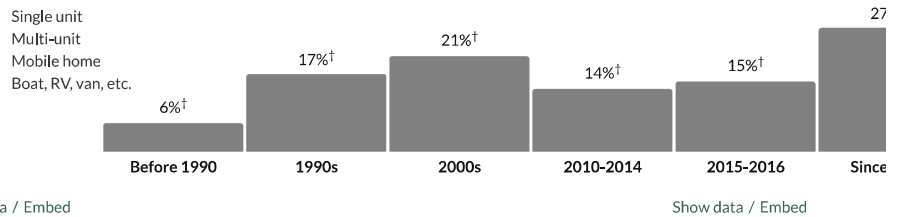
Ownership of occupied units



Types of structure



Year moved in, by percentage of population



Value

† Margin of error is at least 10 percent of the total value. Take care with this statistic.

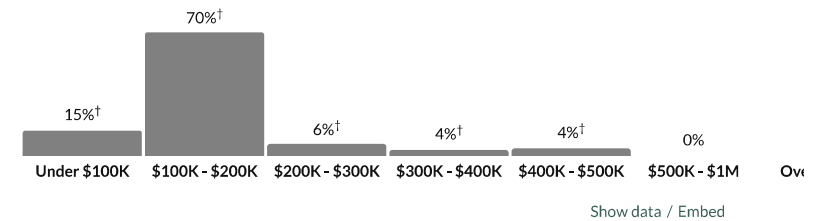
\$155,000

Median value of owner-occupied housing units

a little higher than the amount in Atlantic City: \$150,900

about two-thirds of the amount in Atlantic County: \$222,600

Value of owner-occupied housing units



Geographical mobility

† Margin of error is at least 10 percent of the total value. Take care with this statistic.

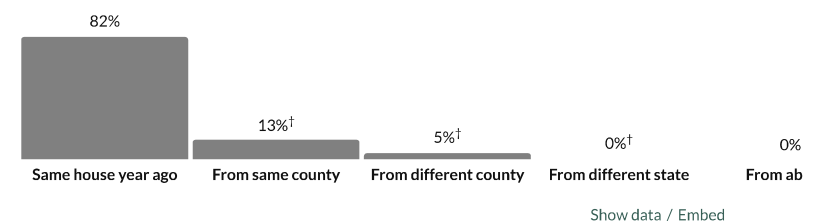
17.8%

Moved since previous year

about 10 percent higher than the rate in Atlantic City: 16% †

about 1.5 times the rate in Atlantic County: 12.3%

Population migration since previous year



Social

† Margin of error is at least 10 percent of the total value. Take care with this statistic.

Educational attainment

75%

High school grad or higher

about the same as the rate in Atlantic City: 74.1%

about 80 percent of the rate in Atlantic County: 87.8%

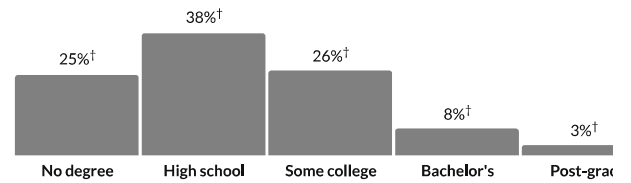
11.5%

Bachelor's degree or higher

about three-fifths of the rate in Atlantic City: 18.4% †

about two-fifths of the rate in Atlantic County: 29.4%

Population by highest level of education



* Universe: Population 25 years and over

Show data / Embed

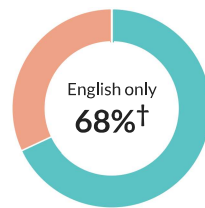
Language

† Margin of error is at least 10 percent of the total value. Take care with this statistic.

N/A

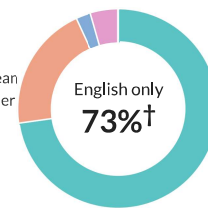
Persons with language other than English spoken at home

Language at home, children 5-17



Show data / Embed

Language at home, adults 18+



Show data / Embed

Place of birth

† Margin of error is at least 10 percent of the total value. Take care with this statistic.


14.9%

Foreign-born population

about half the rate in Atlantic City: 29.9%

a little less than the rate in Atlantic County: 15.9%

Place of birth for foreign-born population



Show data / Embed

Veteran status

† Margin of error is at least 10 percent of the total value. Take care with this statistic.

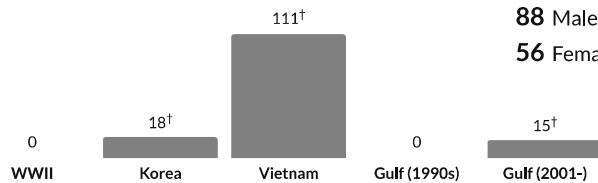
4.5%

Population with veteran status

more than 1.5 times the rate in Atlantic City: 2.6% †

about 80 percent of the rate in Atlantic County: 5.6%

Veterans by wartime service



* Civilian veterans who served during wartime only

Show data / Embed

144 Total veterans

88 Male

56 Female

Hover for margin of error and contextual data.

 [Learn about the Census](#)

 [Census terms & definitions](#)

 [Help & feedback](#)

 [About Census Reporter](#)

 [@CensusReporter](#)

 [Census Reporter on GitHub](#)

Census Reporter is a free, open-source project. [Your donations](#) help us add new data to the site and keep it running.