

# Census Tract 19, Atlantic, NJ

Census Tract in: [Atlantic City, NJ](#), [Atlantic County, NJ](#), [New Jersey](#), [United States](#)

**1,594**  
Population

**0.1** square miles  
**14,771.5** people per square mile

Census data: ACS 2021 5-year unless noted

Find data for this place

Hover for margins of error and contextual data.

Demographics

† Margin of error is at least 10 percent of the total value. Take care with this statistic.

Age

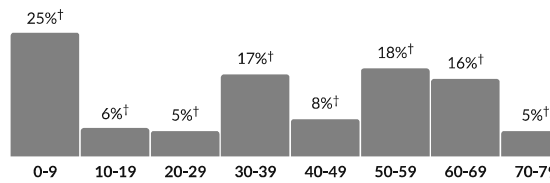
**36.7**

Median age

about the same as the figure in Atlantic City: 37.6

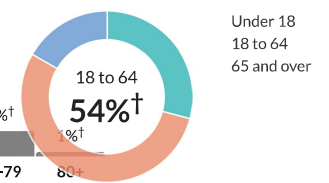
about 90 percent of the figure in Atlantic County: 42

Population by age range



Show data / Embed

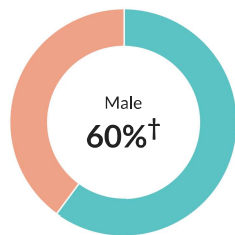
Population by age category



Show data / Embed

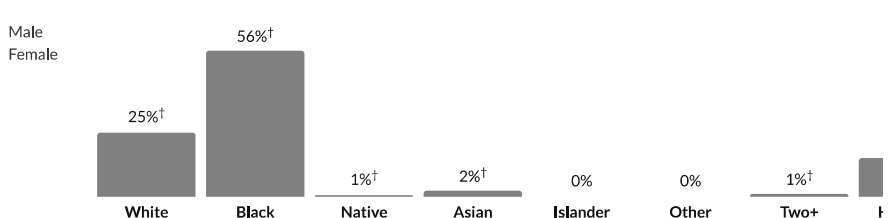
† Margin of error is at least 10 percent of the total value. Take care with this statistic.

Sex



Show data / Embed

Race & Ethnicity



\* Hispanic includes respondents of any race. Other categories are non-Hispanic.

Show data / Embed

Economics

† Margin of error is at least 10 percent of the total

Income

**\$26,715**

**\$38,333**

Household income

71%†

value. Take care with this statistic.

### Per capita income

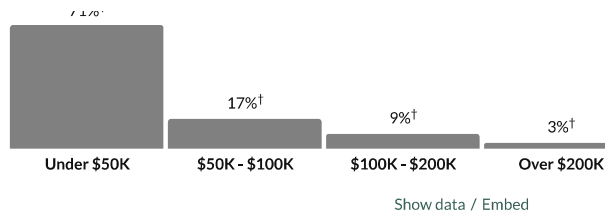
about 25 percent higher than the amount in Atlantic City: \$21,048

about three-quarters of the amount in Atlantic County: \$36,143

### Median household income

about 1.3 times the amount in Atlantic City: \$29,773

about three-fifths of the amount in Atlantic County: \$66,473



### Poverty

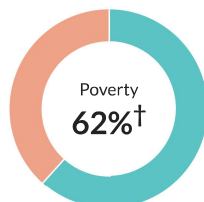
**32.8%**

#### Persons below poverty line

about 90 percent of the rate in Atlantic City: 37%†

more than double the rate in Atlantic County: 14%

#### Children (Under 18)



#### Seniors (65 and over)



† Margin of error is at least 10 percent of the total value. Take care with this statistic.

### Transportation to work

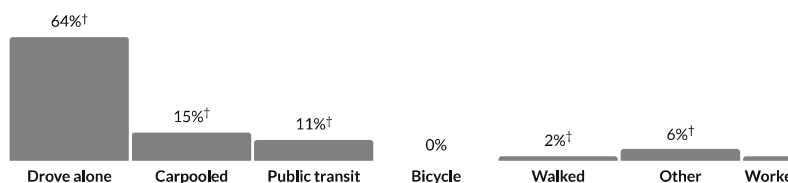
**17.9 minutes**

#### Mean travel time to work

about 80 percent of the figure in Atlantic City: 22.9

about two-thirds of the figure in Atlantic County: 25.2

#### Means of transportation to work



\* Universe: Workers 16 years and over

Show data / Embed

† Margin of error is at least 10 percent of the total value. Take care with this statistic.

### Families

† Margin of error is at least 10 percent of the total value. Take care with this statistic.

### Households

**858**

#### Number of households

Atlantic City: 16,170

Atlantic County: 105,277

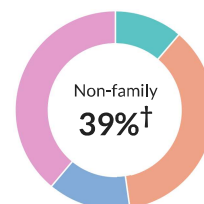
**1.9**

#### Persons per household

about 80 percent of the figure in Atlantic City: 2.3

about three-quarters of the figure in Atlantic County: 2.6

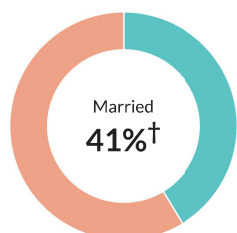
#### Population by household type



Married couples  
Male householder  
Female householder  
Non-family

### Marital status

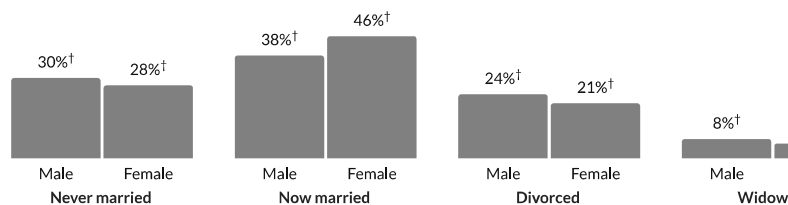
† Margin of error is at least 10 percent of the total value. Take care with this statistic.



\* Universe: Population 15 years and over

Show data / Embed

#### Marital status, by sex



Show data / Embed

† Margin of error is at least 10 percent of the total value. Take care with this statistic.

### Fertility

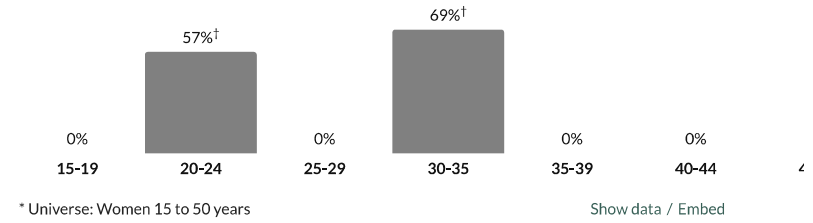
**33%**

Women 15-50 who gave birth during past year

more than double the rate in Atlantic City: 7.8% †

more than double the rate in Atlantic County: 5.9% †

#### Women who gave birth during past year, by age group



### Housing

† Margin of error is at least 10 percent of the total value. Take care with this statistic.

#### Units & Occupancy

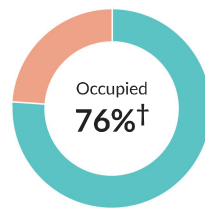
**1,127**

Number of housing units

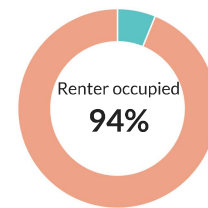
Atlantic City: 20,725

Atlantic County: 131,505

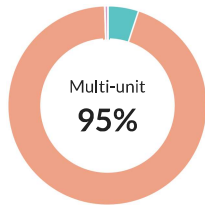
#### Occupied vs. Vacant



#### Ownership of occupied units

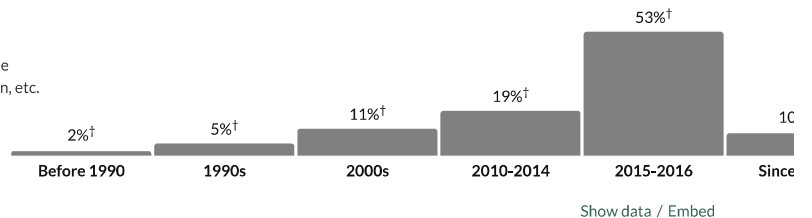


#### Types of structure



Single unit  
Multi-unit  
Mobile home  
Boat, RV, van, etc.

#### Year moved in, by percentage of population



### Value

† Margin of error is at least 10 percent of the total value. Take care with this statistic.

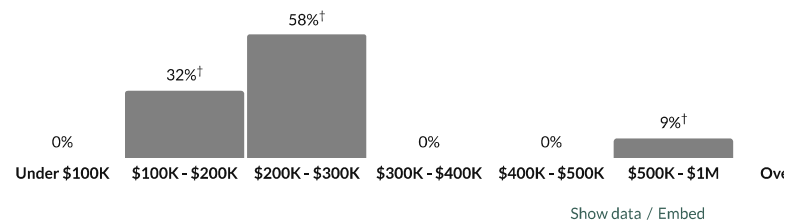
**\$218,300**

Median value of owner-occupied housing units

about 1.5 times the amount in Atlantic City: \$150,900

about the same as the amount in Atlantic County: \$222,600

#### Value of owner-occupied housing units



### Geographical mobility

† Margin of error is at least 10 percent of the total value. Take care with this statistic.

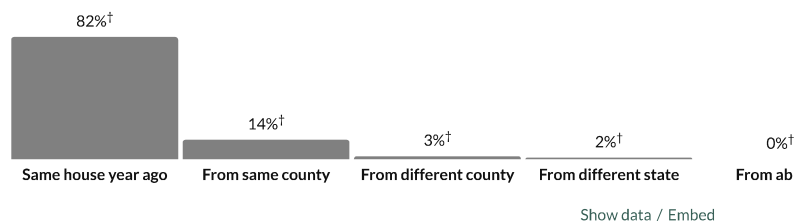
**18.4%**

Moved since previous year

about 10 percent higher than the rate in Atlantic City: 16% †

about 1.5 times the rate in Atlantic County: 12.3%

#### Population migration since previous year





---

 [Learn about the Census](#)

 [Census terms & definitions](#)

 [Help & feedback](#)

 [About Census Reporter](#)

 [@CensusReporter](#)

 [Census Reporter on GitHub](#)

Census Reporter is a free, open-source project. [Your donations](#) help us add new data to the site and keep it running.